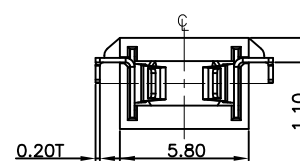
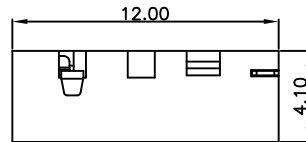
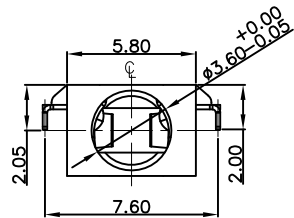


P.C.B LAYOUT TOP VIEW

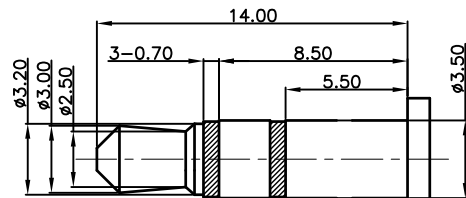


NOTES:

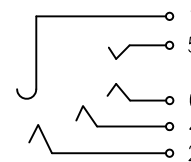
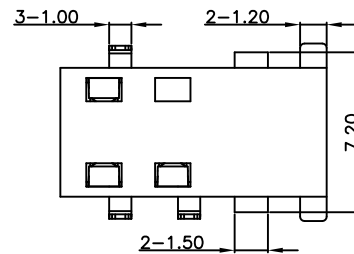
- CONTACT CURRENT RATING: 1A.
- CONTACT RESISTANCE: 50 mΩ MAX.;
- INSULATION RESISTANCE: 1000Ω MIN.;
- DIELECTRIC WITHSTANDING: 500V AC MIN.;
- DURABILITY: 5,000 CYCLES MIN.;
- CONNECTOR MATING FORCES: 29.4N (3.00Kgf) MAX.;
- CONNECTOR UNMATING FORCES: 2.94N(0.30Kgf) MIN.;
- PRODUCT MEET THE REQUEST OF THE RoHs, SEE TABLE A:

TABLE A:

MATTER	RoHs (PPM)
Cd	≤ 100
Pb	≤ 1000
Hg	≤ 1000
Cr6+	≤ 1000
PBB	≤ 1000
PBDE	≤ 1000



φ3.50mm 3 POLE PLUG DETAIL DRAWING



SCHEMATIC

NO.	DESCRIPTION	MATERIAL	COLOR	ROHS
7	HOUSING	HIGH TEMP	BLACK	UL 94V-0
6	TERMINAL 6	COPPER ALLOY		Au PLATED
5	TERMINAL 5	COPPER ALLOY		Au PLATED
4	TERMINAL 4	COPPER ALLOY		Au PLATED
3				
2	TERMINAL 2	COPPER ALLOY		Au PLATED
1	TERMINAL 1	COPPER ALLOY		Au PLATED

CUSTOMER COPY: 深圳市鑫南天科技有限公司

TITLE: φ3.50 mm PHONE JACK CONNECTOR

PART NO. XNTJ351B05G15ZL2 (J351-5)

PRODUCT SPEC

FILE NAME. XNTJ351B05G15ZL2-C

SCALE 1:1 UNIT:mm A4 SHEET: 1 of 1

ECN NO.	REV	DATE	DESCRIPTION	CHANGE	APPRO.	GENERAL TOLERANCE UNLESS OTHERWISE NOTED	DESIGN	COCO	10'/04/14
	A	10'/04/14	NEW	Josun Robin		Angle ±2° X ±0.35 .X ±0.25 .XX ±0.20	CHECK	COCO	10'/04/14
							APPRO.	JEFF	10'/04/14